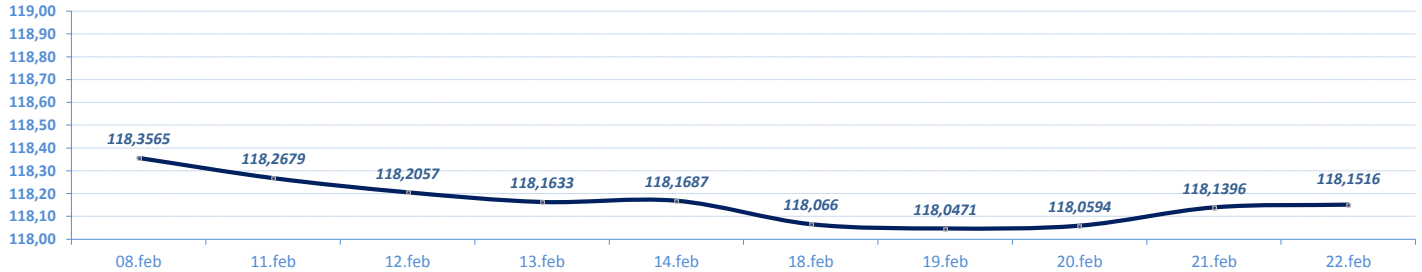


VESTI / NEWS

- **SREDNJI KURS EUR/RSD**: Dinar oslabio u odnosu na evro za 0,012 dinara, srednji kurs **118,1516**. Obim međubankarske trgovine evrom na dan 21. februar do 12:30h iznosio je 13,7 miliona evra. NBS nije intervenisala na međubankarskom tržištu (od početka godine ukupno prodala 130 miliona evra i kupila 30 miliona evra).
- **BEOGRADSKA BERZA**: Indeksi zabeležili rast vrednosti, **BELEX15** viši za 1,47 odsto, **BELEXline** za 0,68 odsto. Promet **veći** u odnosu na prethodni dan, na regulisanom tržištu najviše trgovano akcijama Aerodroma Nikola Tesla, NIS-a, Komercijalne banke i Impol Sevala.

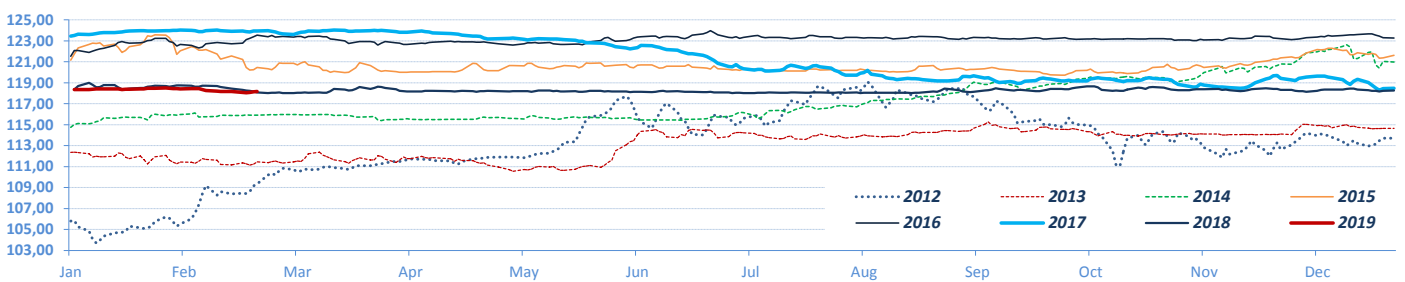
DEVIZNO TRŽIŠTE / FX MARKET

EUR / RSD (Srednji kurs / Official Middle Rate) ► 10 dana / 10 days

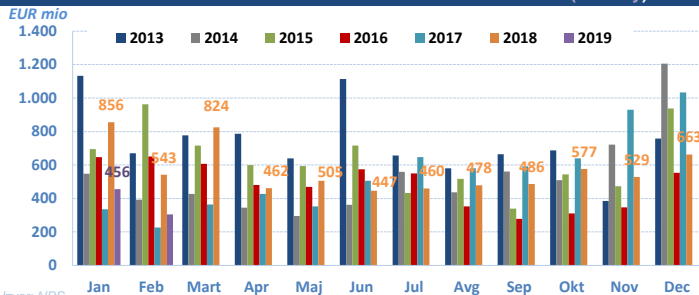


Izvor/Source: NBS

EUR / RSD (Srednji kurs/ Official middle rate) ► Jan -

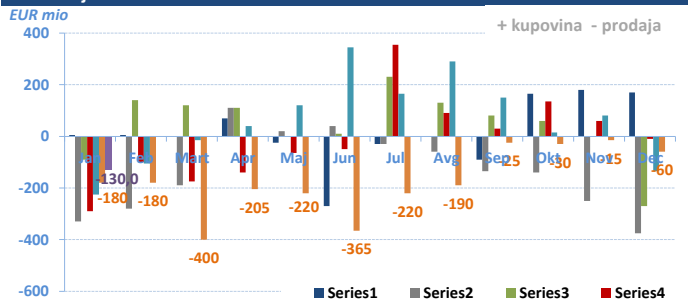


Promet na međubankarskom tržištu / Volumes on FX Interbank market (eur only)

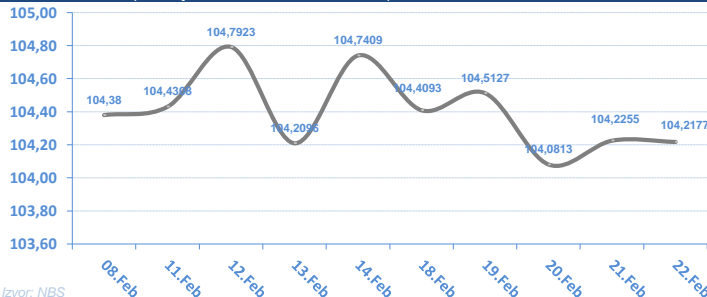


Izvor: NBS

Intervencije NBS na deviznom tržištu / NBS Interventions on FX interbank market

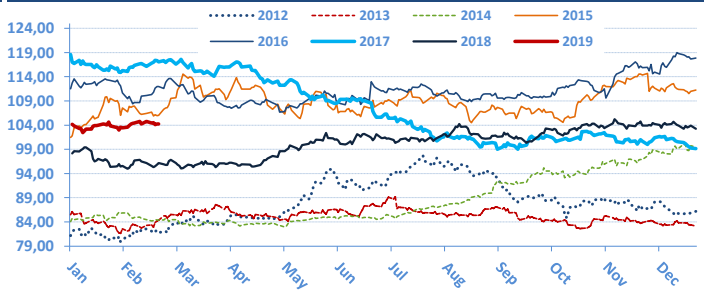


USD / RSD (Srednji kurs / Official middle rate) ► 10 dana / 10 days



Izvor: NBS

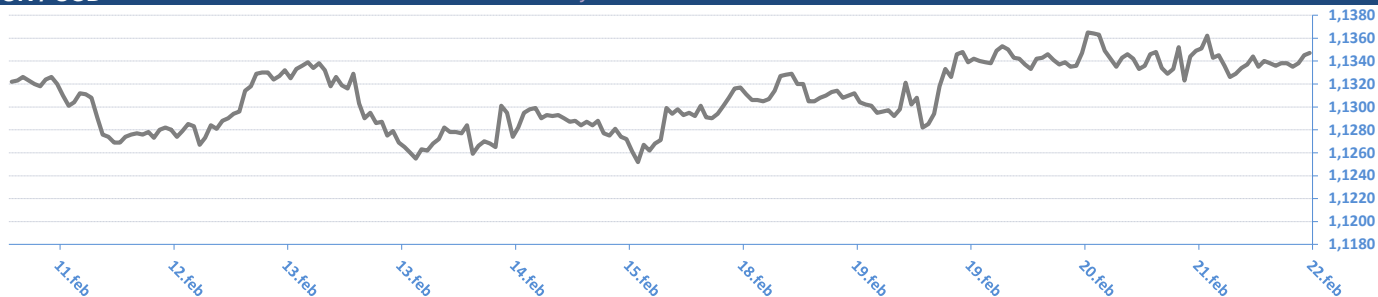
► Jan -



Monthly change	EUR/RSD	%	USD/RSD	%	Yearly change	EUR/RSD	%	USD/RSD	%
01.02.19	118,4266	0,07%	103,5469	-0,61%	22.02.19	118,1516	-0,16%	104,2177	6,20%
03.01.19	118,3439	0,10%	104,1851	0,14%	03.01.19	118,3439	0,00%	104,1851	6,16%
03.12.18	118,2313	-0,06%	104,0402	-0,27%	03.01.18	118,3431	-4,14%	98,1367	-17,25%
01.11.18	118,2984	-0,07%	104,3196	2,19%	04.01.17	123,4512	1,59%	118,6004	6,34%
01.10.18	118,3868	0,19%	102,0840	0,29%	04.01.16	121,5145	0,30%	111,5324	9,90%
03.09.18	118,1567	0,08%	101,7890	0,71%	05.01.15	121,1543	5,58%	101,4863	20,72%
01.08.18	118,0618	0,04%	101,0717	-0,27%	03.01.14	114,7559	2,14%	84,0641	-1,67%
02.07.18	118,0142	-0,12%	101,3432	0,06%	03.01.13	112,3495	6,20%	85,4889	5,32%
01.06.18	118,1616	-0,02%	101,2785	2,74%	04.01.12	105,7880	-0,21%	81,1693	2,16%
03.05.18	118,1901	-0,04%	98,5821	-1,41%	04.01.11	106,0156	10,47%	79,4541	18,48%
02.04.18	118,2345	0,18%	99,9937	3,28%	04.01.10	95,9679	7,17%	67,0635	4,25%
01.03.18	118,0237	-0,62%	96,8201	1,28%	05.01.09	89,5436	12,27%	64,3273	18,68%
01.02.18	118,7554		95,6009		03.01.08	79,7577		54,2016	

EUR / USD

► 10 dana / 10 days

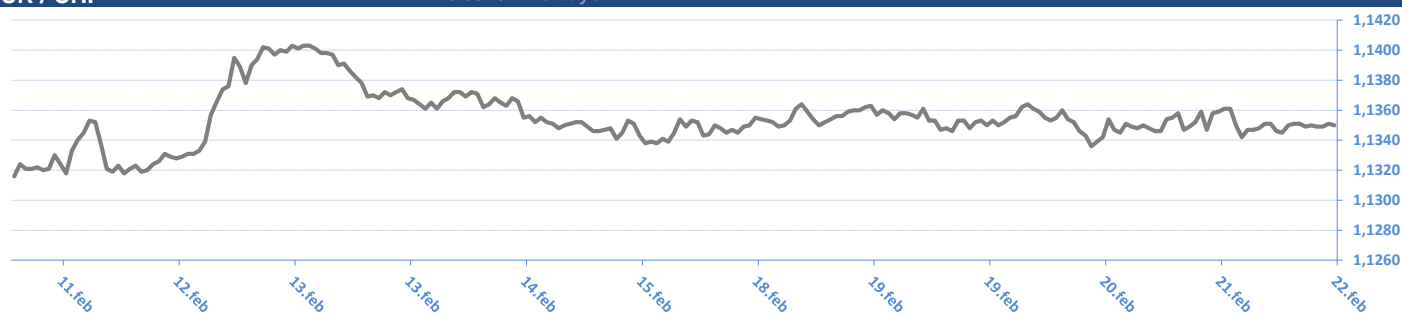


EUR / USD



EUR / CHF

► 10 dana / 10 days



EUR / CHF



Izvor / Source: Reuters

22.02.2019 08:49:29

EUR / XX

Valutni par / CCY pair	Kupovni/BID	Prodajni/ASK
EUR/USD	1,1345	1,1347
EUR/JPY	125,6400	125,6800
EUR/GBP	0,8698	0,8703
EUR/CHF	1,1350	1,1355
EUR/DKK	7,4620	7,4625
EUR/NOK	9,7734	9,7786
EUR/SEK	10,6130	10,6180
EUR/CAD	1,4996	1,5003
EUR/AUD	1,5949	1,5951
EUR/HUF	317,3400	317,6300
EUR/CZK	25,6450	25,6500
EUR/PLN	4,3314	4,3349
EUR/HRK	7,4170	7,4220
EUR/RUB	74,3210	74,3380
EUR/NZD	1,6700	1,6715

USD / XX

Valutni par / CCY pair	Kupovni/BID	Prodajni/ASK
USD/EUR	0,8812	0,8812
USD/JPY	110,7300	110,7400
USD/GBP	0,7666	0,7669
USD/CHF	1,0003	1,0007
USD/DKK	6,5750	6,5760
USD/NOK	8,6115	8,6165
USD/SEK	9,3544	9,3554
USD/CAD	1,3218	1,3223
USD/AUD	1,4053	1,4057
USD/HUF	279,6000	280,0000
USD/CZK	22,5960	22,6060
USD/SKK	21,5460	21,6000
USD/PLN	3,8184	3,8189
USD/HRK	6,5351	6,5383
USD/RUB	65,5025	65,5115
USD/NZD	1,4717	1,4725

* Međunarodno devizno međubankarsko tržište / International FX Interbank Market

Izvor / Source: Reuters

EURIBOR

SW	-0,374
1M	-0,368
3M	-0,310
6M	-0,231
1Y	-0,108

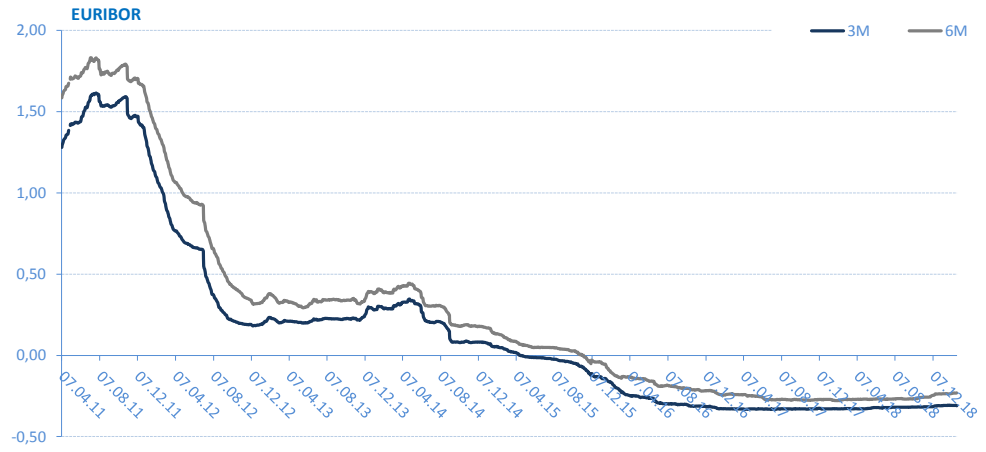
* Izvor: Reuters; Objavljeno prethodnog radnog dana

Kamatne stope Centralnih Banaka

Interest rates of Central banks

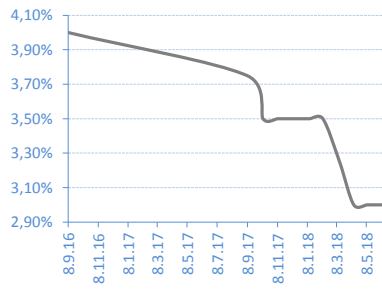
CB	Kamatna stopa/Interest rate
USD	2,50
EUR	0,00
GBP	0,75
CAD	1,75
AUD	1,50
JPY	0,10

* Izvor: Reuters; Objavljeno prethodnog radnog dana



REFERENTNA KAMATNA STOPA NBS / NBS Key Policy Rates

Date	Rate	Change (%)
08.06.18	3,00%	0,00%
10.05.18	3,00%	0,00%
12.04.18	3,00%	-7,69%
14.03.18	3,25%	-7,14%
08.02.18	3,50%	0,00%
11.01.18	3,50%	0,00%
07.12.17	3,50%	0,00%
09.11.17	3,50%	0,00%
09.10.17	3,50%	-6,67%
07.09.17	3,75%	



* Izvor/ Source : NBS

BEONIA

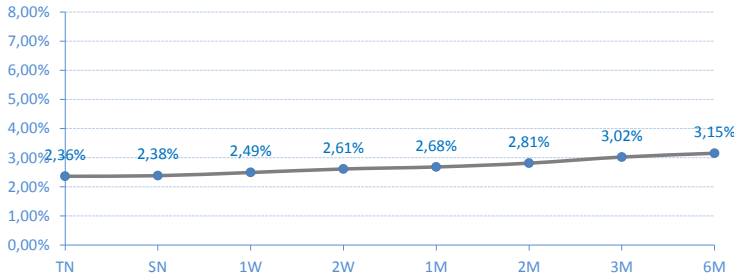
Date	Rate	Change (%)
21.02.19	2,27%	0,00%
20.02.19	2,27%	1,79%
19.02.19	2,23%	0,45%
18.02.19	2,22%	6,73%
14.02.19	2,08%	5,05%
13.02.19	1,98%	-0,50%
12.02.19	1,99%	0,00%
11.02.19	1,99%	1,53%
08.02.19	1,96%	-2,00%
07.02.19	2,00%	



* Izvor/Source : Reuters; Objavljeno prethodnog radnog dana / Published on previous working day

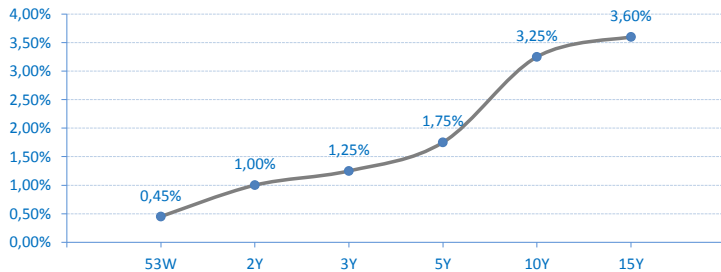
Kamatne stope/Prinos na tržištu / Market Interest Rates

Belibor



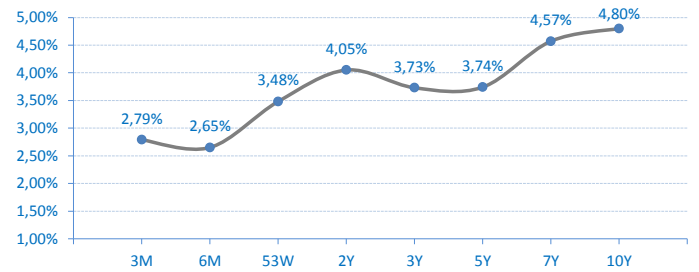
Državne HOV Republike Srbije u Evrima - prinosi sa poslednje aukcije

Government bonds (EUR) of Republic of Serbia - yield on last primary auction



Državne HOV Republike Srbije u Dinarima - prinosi sa poslednje aukcije

Government bonds (RSD) of Republic of Serbia - yield on last primary auction



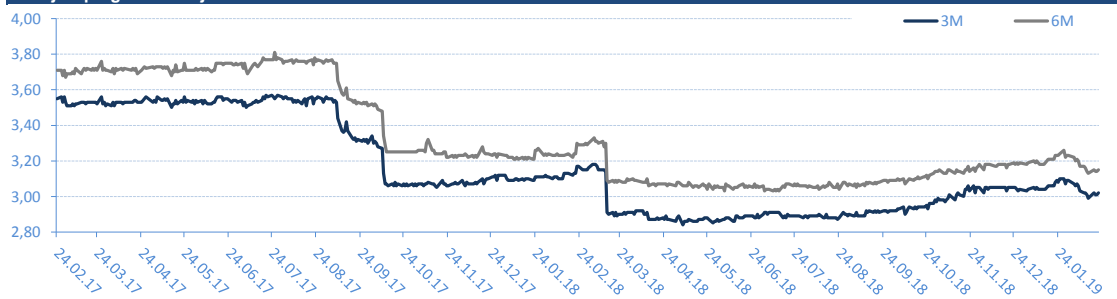
BELIBOR

Trenutne stope / Current rates

TN	2,36%
SN	2,38%
1W	2,49%
2W	2,61%
1M	2,68%
2M	2,81%
3M	3,02%
6M	3,15%

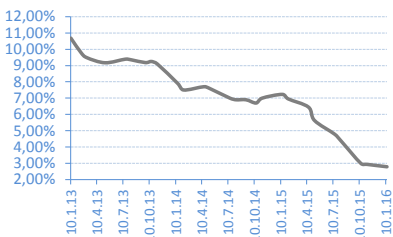
* Izvor/Source : Reuters; Objavljeno prethodnog radnog dana / Published on previous working day

Istorijski pregled kretanja 6M i 3M Belibor-a / Historical overview of 6M and 3M Belibor rates



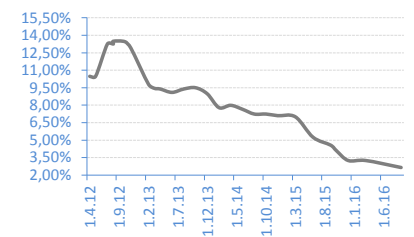
T-BILLS 3M - RSD

Date	Rate	Realisation
14.01.16	2,79%	100,00%
05.11.15	2,94%	100,00%
15.10.15	3,00%	92,18%
06.08.15	4,40%	96,26%
16.07.15	4,79%	98,47%
07.05.15	5,63%	92,92%
16.04.15	6,45%	100,00%
05.02.15	6,95%	45,05%



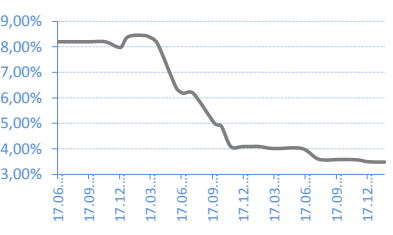
T-BILLS 6M - RSD

Date	Rate	Realisation
01.09.16	2,65%	23,03%
03.03.16	3,25%	96,46%
03.12.15	3,25%	97,22%
08.10.15	4,09%	100,00%
03.09.15	4,57%	87,90%
04.06.15	5,25%	93,30%
05.03.15	7,00%	21,33%
04.12.14	7,10%	100,00%



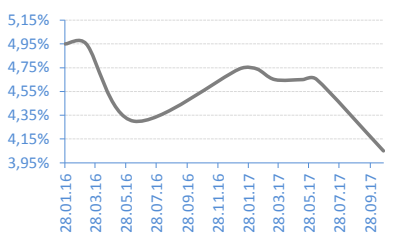
T-BILLS 53W - RSD

Date	Rate	Realisation
06.02.17	3,48%	17,91%
21.12.16	3,49%	32,22%
15.11.16	3,57%	45,64%
28.09.16	3,58%	52,92%
27.07.16	3,59%	49,07%
07.06.16	4,01%	78,06%
15.03.16	4,01%	16,73%
02.02.16	4,09%	63,42%



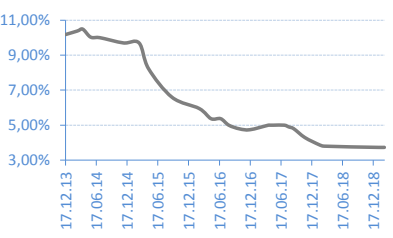
G-BONDS 2Y - RSD

Date	Rate	Realisation
24.10.17	4,05%	116,30%
13.06.17	4,65%	51,56%
16.05.17	4,65%	43,95%
21.03.17	4,65%	100,00%
13.02.17	4,74%	78,80%
10.01.17	4,74%	23,25%
13.06.16	4,30%	95,67%
10.03.16	4,95%	56,41%



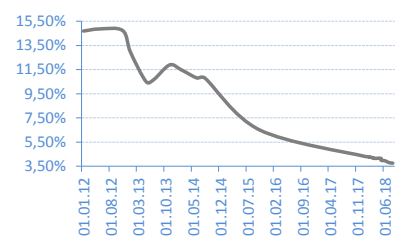
G-BONDS 3Y - RSD

Date	Rate	Realisation
20.02.19	3,73%	120,53%
15.01.19	3,73%	60,94%
28.02.18	3,80%	100,00%
30.01.18	3,88%	34,77%
06.11.17	4,29%	97,97%
31.08.17	4,80%	100,00%
02.08.17	4,90%	81,63%
06.07.17	5,00%	50,54%



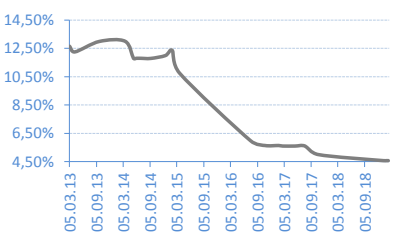
G-BONDS 5Y - RSD

Date	Rate	Realisation
11.09.18	3,74%	98,60%
14.08.18	3,75%	65,62%
17.07.18	3,80%	40,58%
05.06.18	3,95%	35,67%
22.05.18	3,99%	26,18%
08.05.18	4,15%	97,00%
24.04.18	4,15%	52,31%
10.04.18	4,15%	32,63%



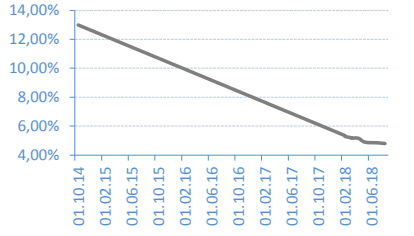
G-BONDS 7Y - RSD

Date	Rate	Realisation
12.02.19	4,57%	34,68%
30.01.19	4,57%	30,41%
09.01.19	4,57%	52,59%
23.10.17	5,00%	100,00%
25.07.17	5,60%	37,14%
17.05.17	5,60%	43,41%
23.02.17	5,60%	22,35%
26.01.17	5,64%	37,50%



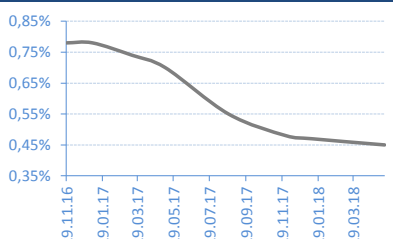
G-BONDS 10Y - RSD

Date	Rate	Realisation
07.08.18	4,80%	26,87%
10.07.18	4,85%	36,97%
15.05.18	4,90%	96,72%
03.04.18	5,17%	26,55%
20.03.18	5,17%	83,61%
06.03.18	5,20%	203,57%



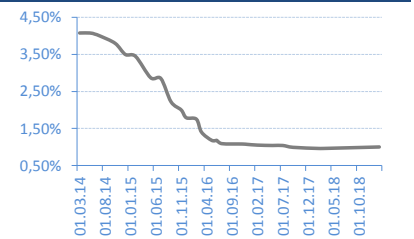
T-BILLS 53W - EUR

Date	Rate	Realisation
21.05.18	0,45%	100,00%
18.01.18	0,47%	98,00%
05.12.17	0,48%	100,00%
30.08.17	0,55%	50,00%
15.05.17	0,70%	91,30%
20.03.17	0,74%	60,00%
12.01.17	0,78%	46,20%
29.11.16	0,78%	100,00%



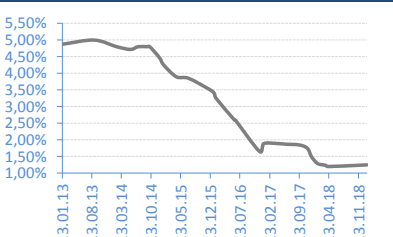
G-BONDS 2Y - EUR

Date	Rate	Realisation
19.02.19	1,00%	142,00%
22.03.18	0,96%	25,62%
01.02.18	0,96%	52,00%
14.09.17	0,99%	53,60%
12.07.17	1,04%	16,80%
23.05.17	1,04%	99,00%
14.02.17	1,05%	95,35%
06.12.16	1,07%	66,00%



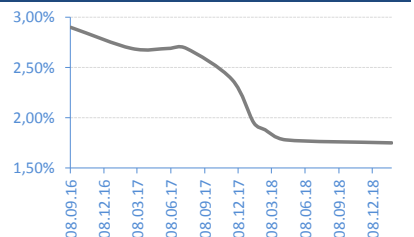
G-BONDS 3Y - EUR

Date	Rate	Realisation
23.01.19	1,25%	32,10%
20.04.18	1,20%	35,96%
28.03.18	1,24%	99,29%
02.02.18	1,29%	100,00%
21.12.17	1,49%	100,00%
20.11.17	1,75%	49,70%
21.09.17	1,85%	100,00%
21.06.17	1,87%	63,17%



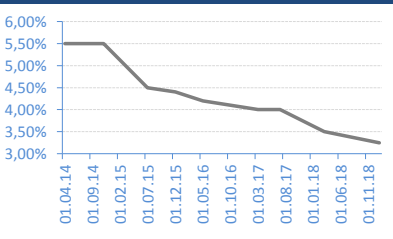
G-BONDS 5Y - EUR

Date	Rate	Realisation
29.01.19	1,75%	41,25%
16.04.18	1,78%	52,41%
19.02.18	1,88%	79,99%
19.01.18	1,95%	80,28%
21.11.17	2,38%	100,00%
20.07.17	2,69%	100,00%
31.05.17	2,69%	100,00%
21.02.17	2,69%	98,40%



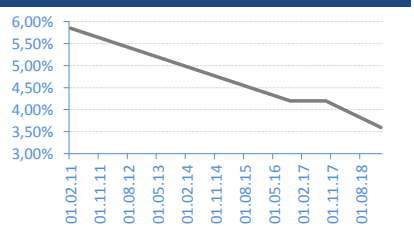
G-BONDS 10Y - EUR

Date	Rate	Realisation
16.01.19	3,25%	139,40%
26.03.18	3,50%	86,85%
13.07.17	4,00%	42,95%
15.03.17	4,00%	65,60%
25.05.16	4,20%	96,00%
04.12.15	4,40%	100,00%
28.07.15	4,50%	76,77%
19.11.14	5,50%	100,00%



G-BONDS 15Y - EUR

Date	Rate	Realisation
06.02.19	3,60%	100,00%
06.09.17	4,20%	70,13%
19.10.16	4,20%	100,00%



AKCIJE / Shares - REGULISANO TRŽIŠTE / REGULATED MARKET

Najtrgovanije HOV / Most Active

	Symbol	Closing price	% Change	Open	Max	Min	No of Trades	Volume	Volume RSD
Aerodrom Nikola Tesla a.d. Beograd	AERO	665	3,10%	650	690	630	61	64.798	43.065.395
NIS a.d. Novi Sad	NIIS	684	-0,15%	680	687	674	79	8.539	5.838.127
Komercijalna banka a.d. Beograd	KMBN	2.500	5,26%	2.499	2.500	2.499	2	1.000	2.499.940
Komercijalna banka a.d. Beograd	KMBNPB	872	0,69%	880	880	870	39	2.079	1.812.650
Impol Seval a.d. Sevojno	IMPL	3.001	0,00%	3.001	3.001	3.001	3	370	1.110.370

Dobitnici / Gainers

	Symbol	Closing price	% Change	Open	Max	Min	No of Trades	Volume	Volume RSD
Tigar a.d. Piro	TIGR	33	10,00%	33	33	33	1	180	5.940
Komercijalna banka a.d. Beograd	KMBN	2.500	5,26%	2.499	2.500	2.499	2	1.000	2.499.940
Aerodrom Nikola Tesla a.d. Beograd	AERO	665	3,10%	650	690	630	61	64.798	43.065.395
Fintel energija a.d. , Beograd	FINT	529	0,76%	529	529	529	1	20	10.580
Komercijalna banka a.d. Beograd	KMBNPB	872	0,69%	880	880	870	39	2.079	1.812.650

Gubitnici / Decliners

	Symbol	Closing price	% Change	Open	Max	Min	No of Trades	Volume	Volume RSD
Energoprojekt holding a.d. Beograd	ENHL	600	-3,23%	600	600	600	2	187	112.200
NIS a.d. Novi Sad	NIIS	684	-0,15%	680	687	674	79	8.539	5.838.127

AKCIJE / SHARES - MTP

Najtrgovanije HOV / Most Active

	Symbol	Closing price	% Change	Bid (Volume)	Ask (Volume)	No of Trades	Volume	Volume RSD
STUP Vrsac a.d. Vrsac	STUP	5.900	0,00%	284	208	5	115	678.500
Min Div a.d. Svrlijg	SVRL	604	0,17%	991	1100	12	900	543.600
Centroprojekt arhitektura inst. i konst. a.d. Beograd	CERO	1.000	0,00%	133	246	3	133	133.000
Ikarbus a.d. Beograd	IKRB	90	50,00%	10	2313	1	10	900
Becejska Pekara a.d. Becej	PMLI	420	-6,67%	190	160	1	2	840

Dobitnici / Gainers

	Symbol	Closing price	% Change	Bid (Volume)	Ask (Volume)	No of Trades	Volume	Volume RSD
Ikarbus a.d. Beograd	IKRB	90	50,00%	10	2313	1	10	900
Min Div a.d. Svrlijg	SVRL	604	0,17%	991	1100	12	900	543.600

Gubitnici / Decliners

	Symbol	Closing price	% Change	Bid (Volume)	Ask (Volume)	No of Trades	Volume	Volume RSD
Becejska Pekara a.d. Becej	PMLI	420	-6,67%	190	160	1	2	840

Kontakt / Contacts:

Srđan Tomašević

srđjan.tomasevic@erstebank.rs

Trgovanje / Trading

011/220 9116

Aleksandar Zarić

aleksandar.zaric@erstebank.rs

Prodaja / Sales

011/220 9198

Aleksandra Parčetić

aleksandra.parcetic@erstebank.rs

Brokersko poslovanje / Brokerage

011/220 9159

Vladimir Vulević

vladimir.vulevic@erstebank.rs

Podrška i Razvoj / Support and Development

011 / 201 50 50

Nenad Đurović

nenad.djurovic@erstebank.rs

Trgovanje / Trading

011/ 220 9115

Dušan Stević

dusan.stevic@erstebank.rs

Prodaja / Sales

011/220 9118

Danijela Stojanović

danijela.stojanovic@erstebank.rs

Prodaja / Sales

011/ 220 9132

Marija Đorđević

marija.djordjevic@erstebank.rs

Brokersko poslovanje / Brokerage

011/220 9110

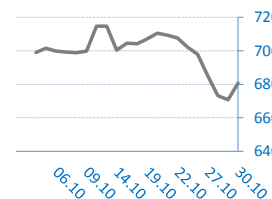
Izveštaj sačinio / Prepared by: Sektor sredstava / Treasury division

Informacije i cene iz ovog pregleda dobijene su iz izvora za koje verujemo da su pouzdani ali ne garantujemo njihovu tačnost i potpunost. Navedene informacije su važeće samo u trenutku njihovog sastavljanja a objavljuju se u čiju opšteg informisanja, pri čemu ne predstavljaju bilo kakav oblik investicionog saveta niti preporuke za investiranje niti na bilo koji način obavezuju Erste Bank ad Novi Sad u pogledu odgovornosti za štetu nastalu upotrebom informacija iz ovog pregleda.

The information and prices in this review are obtained from sources that we believe are reliable, but we do not guarantee their accuracy and completeness. The mentioned information is valid only at the time of their compilation and are published in the general information, whereby they do not represent any form of investment advice or recommendations for investing or in any way obligate Erste Bank ad Novi Sad in respect of liability for damages arising from the use of information referred to in of this review.

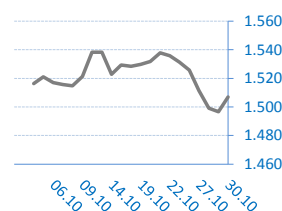
BELEX15

Vrednost / Value	680,63
Promena / Change	9,84
%	1,47%



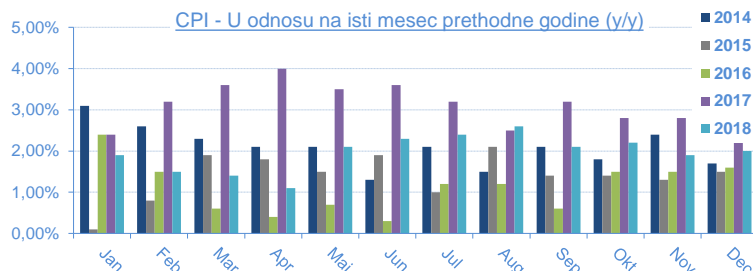
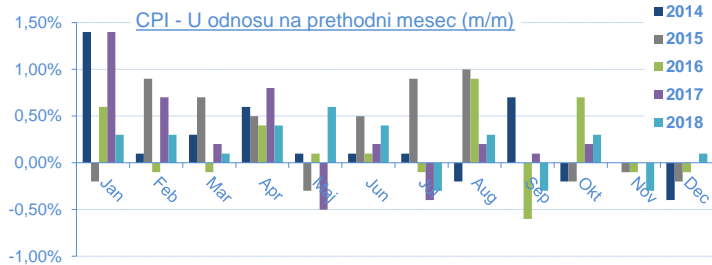
BELEXline

Vrednost / Value	1.506,92
Promena / Change	10,18
%	0,68%



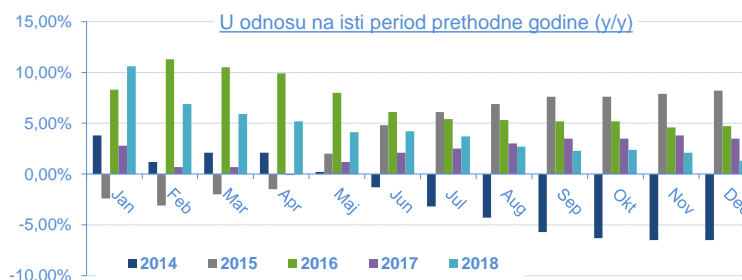
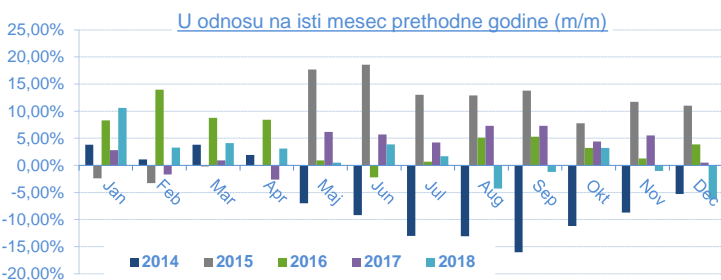
Indeks potrošačkih cena (Consumer Price Index - CPI) / 2018

	Jan	Feb	Mar	Apr	Maj	Jun	Jul	Aug	Sep	Okt	Nov	Dec
U odnosu na prethodni mesec (m/m)	0,30%	0,30%	0,10%	0,40%	0,60%	0,40%	-0,30%	0,30%	-0,30%	0,30%	-0,30%	0,10%
U odnosu na isti mesec 2017. (y/y)	1,90%	1,50%	1,40%	1,10%	2,10%	2,30%	2,40%	2,60%	2,10%	2,20%	1,90%	2,00%
U odnosu na decembar 2017.		0,70%	0,80%	1,20%	1,80%	2,20%	1,90%	2,20%	1,90%	2,20%	1,90%	2,00%
Datum objavljivanja / Published date	23.02.18	12.03.18	12.04.18	11.05.18	12.06.18	12.07.18	13.08.18	12.09.18	12.10.18	13.11.18	12.12.18	11.01.19



INDUSTRIJSKA PROIZVODNJA / Industrial production / 2018

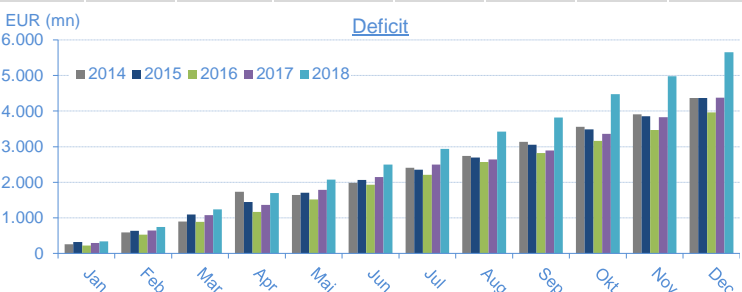
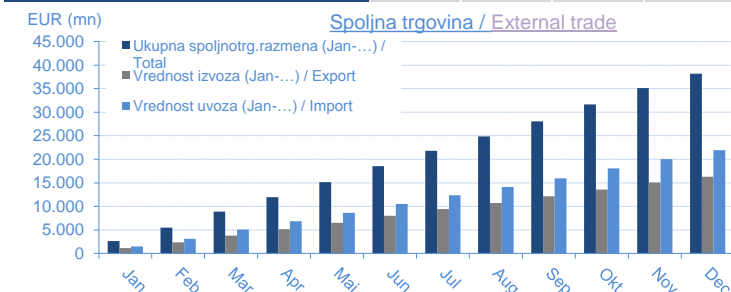
	Jan	Feb	Mar	Apr	Maj	Jun	Jul	Aug	Sep	Okt	Nov	Dec
U odnosu na isti mesec 2017 (m/m)	10,60%	3,30%	4,10%	3,10%	0,50%	3,90%	1,70%	-4,30%	-1,20%	3,20%	-1,00%	-6,30%
U odnosu na isti period 2017 (jan-...) (y/y)	10,60%	6,90%	5,90%	5,20%	4,10%	4,20%	3,70%	2,70%	3,50%	11,70%	7,60%	1,30%
U odnosu na prosek 2017	-6,00%		6,80%		2,90%	5,60%						
Datum objavljivanja / Published date	28.02.18	30.03.18	30.04.18	31.05.18	29.06.18	31.07.18	31.08.18	28.09.18	31.10.18	30.11.18	28.12.18	31.01.19



SPOLJNOTRGOVINSKA ROBNA RAZMENA / External Trade / 2018

* u eur mln

Mesec/Month	Jan	Feb	Mar	Apr	Maj	Jun	Jul	Aug	Sep	Okt	Nov	Dec
Ukupna spoljnotrg.razmena (Jan-...) / Total	2.623,00	5.483,90	8.885,60	11.950,40	15.143,60	18.560,00	21.821,50	24.883,20	28.062,40	31.682,80	35.087,00	38.189,80
Promena / Yearly change	21,60%	15,50%	10,70%	10,90%	9,30%	9,90%	10,80%	11,00%	10,50%	11,30%	11,20%	10,90%
Vrednost izvoza (Jan-...) / Export	1.143,30	2.367,50	3.821,00	5.126,40	6.535,00	8.033,00	9.442,10	10.730,30	12.122,00	13.603,20	15.054,60	16.271,40
Promena / Yearly change	21,60%	13,80%	8,70%	7,50%	7,10%	7,60%	8,50%	8,50%	7,74%	8,30%	8,60%	8,10%
Vrednost uvoza (Jan-...) / Import	1.479,70	3.116,40	5.064,60	6.824,00	8.608,60	10.527,00	12.379,40	14.152,90	15.940,40	18.079,60	20.032,40	21.918,40
Promena / Yearly change	21,60%	16,80%	12,30%	13,50%	11,10%	11,70%	12,70%	13,00%	12,80%	13,70%	13,00%	13,00%
Deficit (jan-...)	336,40	748,90	1.243,60	1.697,60	2.073,60	2.494,00	2.937,30	3.422,60	3.818,40	4.476,40	4.977,70	5.647,00
Promena / Yearly change	21,80%	27,70%	25,40%	36,20%	26,20%	28,50%	28,50%	30,00%	32,50%	33,90%	30,70%	30,00%
Pokrivенost uvoza izvozom (Export/Import ratio)	77,30%	76,00%	75,40%	75,10%	75,90%	76,30%	76,20%	75,80%	76,0%	75,3%	75,2%	74,3%
Datum objavljivanja / Published date	12.03.18	30.03.18	30.04.18	31.05.18	29.06.18	31.07.18	31.08.18	28.09.18	31.10.18	30.11.18	28.12.18	31.01.19



BUDŽETSKI DEFICIT / Budget balance

* u rsd mln

Budžetski deficit u 2017.	33.913,94
January 2018	22.115,64
February 2018	-3.577,50
March 2018	-12.067,45
April 2018	91,30
May 2018	2.227,41
June 2018	22.132,51
July 2018	18.194,79
August 2018	-12.304,60
September 2018	12.459,90
October 2018	11.845,70
November 2018	6.245,88
December 2018	
Budžetski deficit u 2018. / Total 2018	67.363,58
Planirani deficit u 2018. / Planned	-28.400,00
Ostvarenje plana / Realisation	
Datum ažuriranja / Published date	25.01.19

